

PRAGYAN

SENIOR SECONDARY SCHOOL,
ITARSI

HOLIDAY HOMEWORK




NAME : _____

CLASS : **5th** _____

ROLL NO. : _____

SESSION : 20 _____ - 20 _____

SUBJECTS



*Learn, Explore, Create
and Grow Every Day!*



English

Week 1

- Complete home assignment worksheet- 1A
- Do reading practice(your book or any other novel)
- Revise Poem- 1 This is going to hurt just a little bit
- Help your mother in House chores.

Week 2

- Complete home assignment worksheet- 1B
- Do reading practice.
- Revise poem- 2 : How the little kite learnt to fly .
- Watch an inspirational movie with English subtitles.

Week 3

- Complete home assignment worksheet- 1C
- Do reading practice.
- Revise chapter - 3: The Happy prince.
- Read any English newspaper and choose 3 short news (school news, sports, weather or simple daily news). For each, write the headline, 2-3 lines about what happened, and 1-2 lines of your opinion.

Keep your work neat and presentable.

Week 4

- Complete home assignment worksheet- 2
- Do reading practice.
- Make a creative activity on Gender of Noun decorate your work with pictures and drawings.
- Write a paragraph on Happiest day of my life .

Instructions:

Use a scrap book to complete the writing and project(activity work).

Parents are requested to help their child to develop reading skills.

Hindi

1. अपने घर पर उपलब्ध समाचार पत्रों में से कुछ खास खबरों को चुनकर उन घटनाओं के बारे में अपनी गृह कार्य की कॉपी में लिखिए।
2. अल्पविराम, पूर्ण विराम, प्रश्नवाचक,
3. विस्मयादिबोधक चिह्नों का वाक्य द्वारा उचित प्रयोग करते हुए वाक्य बनाइए।
4. अपने आसपास की चीजों और वातावरण के आधार पर 10 शब्द संज्ञा 10 शब्द सर्वनाम एवं 10 शब्द भाववाचक की लिखकर सूची बनाएंगे।
5. अपने परिवार के साथ घूमने गए किसी भी दार्शनिक धार्मिक या अन्य स्थान का वर्णन अपने शब्दों में लिखिए।
6. पाठ 1 से 4 तक की प्रश्नों के उत्तर शब्दार्थ एवं अभ्यास प्रश्न याद करके अपनी गृह कार्य की कॉपी में लिखेंगे।
7. करने वाले से बचाने वाला बड़ा होता है इस आधार पर एक शिक्षाप्रद कहानी अपने शब्दों में लिखिए।
8. प्रतिदिन 10 से 15 शब्दों का श्रुतलेख व सुलेख करेंगे।
9. होम असाइनमेंट वर्कशीट 1 से 6 तक पूर्ण करके लेकर आएंगे।

Mathematics

★ *Complete the work neatly in holiday homework notebook.*

★ *Do one page daily.*

★ *Revise tables 2 to 20 regularly.*

★ *Make the project work creative and colorful.*

1. *Learn and write tables 2 to 20.*
2. *Do 10 sums each of: Addition, Subtraction, Multiplication, Division.*
3. *Practice Fractions (5 questions).*
4. *Solve 5 word problems on money and measurement..*
5. *Practice Roman Numerals (1 to 100).*

6. Draw and identify angles (acute, right, obtuse, straight angle, reflex angle and complete angle).
7. Measure 5 objects at home and write their length in cm.
8. Make a Maths chart on shapes or fractions.
9. Do one page mental maths daily.
10. Solve the page from 81 to 99 in your *Maths Homework Assignment Book*

Activity Work

- ★ Make a multiplication table chart.
- ★ Prepare a model of clock to show time.
- ★ Find examples of symmetry and patterns around you.
- ★ Complete all work neatly in holiday homework notebook.

Science

1 Complete the Home Assignment book from page no. 113 to 132, 138 to 141.

2 Roll no. 1 to 17 will prepare this poster »

Prepare the poster on the Topic “ Fire Safety in Schools “. (Hint: Take the help from page no. 63 of your book) It should be in a creative way.

Roll no. 18 to 34 will prepare this poster»

Prepare the poster of Traffic signs in a creative manner.(Hint : Take the help from page no. 62)

3 Make a file to show the nutritional value of food products which is written on food items. (collect the wrapper of any 10 food items)

Hint : From page no. 42

4 Choose any major rivers in India Ganga, Yamuna Brahmaputra etc . Note down details like river length, cities it flows through and their importance.

5 Complete the notebook upto chapter 4 , learn the answers and exercises.

Social Science

PROJECT- 1 Journey of a River - Create mini booklet:

Page 1: River starts from mountains

Page 2: Flows through forests ☐

Page 3: Reaches villages & cities ☐

Page 4: Joins the sea ☐

Draw colorful pictures on each page.

PROJECT 2 . Food Preservation -

Real-Life Display

Make a mini kitchen in chart:

Show items like salt, sugar, jars, fridge drawing Paste real packets or pictures

Label methods: drying, pickling, refrigeration

PROJECT 3 . Our Green School - Poster + Model

Make a poster or small school model:

Draw trees, dustbins, solar panels ☀☐

Add slogans like "Go Green", "Plant More Trees"

Use green paper, leaves for decoration

NOTE -(Choose any fun topic)

Home assignment (worksheet 1 to 10)

Sanskrit

1. अपना परिचय संस्कृत में लिखकर लेकर आएं।
2. शरीर के विभिन्न अंगों की चित्र चिपकाकर संस्कृत में उनका नाम लिखेंगे।
3. अपने आसपास की वस्तुओं को देखकर उनका चित्र चिपक कर या बनाकर उनका नाम संस्कृत में लिखेंगे।
4. वर्णमाला

स्वर ,व्यंजन अनुस्वार अनुनासिक,संयुक्त व्यंजन के विषय में उदाहरण सहित लिखकर लेकर आएं।

10 से 15 शब्दों के वर्ण विच्छेद एवं वर्ण संयोजन करके लेकर आएं।

5. होम असाइनमेंट

वर्कशीट 1 से 6 तक पूर्ण करके लेकर आएं।

Computer

Chapter :- 1 Evolution of computer

Chapter :- 2 More formatting in ms word 2016

NOTE :- ALL STUDENT HAVE TO COMPLETE THEIR FAIR COPY, TEXT BOOK WORK AND HOME ASSESSMENT BOOK WORK.

Q1 Write and learn all question and answers of both chapters.

Q2 Draw the pictures of Abacus, Napier bones, Pascaline, Difference engine, Analytical engine Tabulating machine with their names in a sheet.

Q3 Draw computers that are created in first to fifth generation in a sheet.

Q4 Make a Ms-Word window in your copy.

Q5 Fill your home assignment book from worksheet 1 to worksheet 6.
