



PRAGYAN


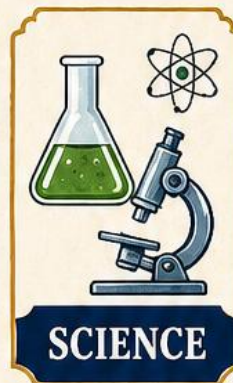
SENIOR SECONDARY SCHOOL

HOLIDAY HOMEWORK


NAME : _____ CLASS : 4th

ROLL NO. : _____ SESSION : 20____ - 20____

SUBJECTS



*Learn, Explore, Create
and Grow Every Day!*



English

Week 1

- *Read a Book (Small wins everyday)*
- *Revise Chapter- 1 A Verbal Trade .*
- *Complete home assignment book's worksheet 1A*
- *Help your mother in house chores.*
- *Write a diary entry of your holidays for each day.*

Week 2

- *Read the book.*
- *Revise Chapter-2 Sailing Home*
- *Complete home assignment book's worksheet 1B*
- *Watch an inspirational movie with English subtitles.*
- *Complete home assignment book's worksheet 1C*

Week 3

- *Read the book.*
- *Revise poem- 1 Be glad your nose is on your face .*

Complete home assignment book's worksheet 2

Week 4

- *Complete the home assignment books worksheet 3 .*
- *Make a vibrant creative activity on types of sentence decorate your work with pictures and drawings and write neatly with correct punctuation .*
- *Write a letter to your sibling, telling him How can he spend the summer vacation and how can learn more skills in these days.*

Instructions:

Use a scrap book to complete the writing and project (activity) work in it.

Parents are requested to help their child to develop reading skills

Hindi

1. अपने आसपास से 10 से 15 संज्ञा शब्दों की सूची बनाइए।
2. अपनी नानी या दादी के यहां या कोई दार्शनिक धार्मिक स्थान पर घूमने गए हैं तो उसका वर्णन अपने शब्दों में लिखिए।
3. नाक कान आंख से जुड़े दो-दो मुहावरे का वाक्य में प्रयोग चित्र सहित कीजिए।
4. किसी पत्रिका या अखबार से एक प्राकृतिक दृश्य का चित्र काटकर चिपकाइए और उसके बारे में 5 से 6 वाक्य लिखिए।
5. 'मैंने देखा एक मजेदार सपना'
शीर्षक पर 30-40 शब्दों का अनुच्छेद लिखिए।
6. पाठ 1 से 3 के प्रश्न उत्तर एवं अभ्यास प्रश्न याद करके अपनी गृह कार्य की कॉपी में लिखेंगे।
7. प्रतिदिन 10 से 15 शब्दों का श्रुतलेख व सुलेख करेंगे। गृह कार्य की कॉपी में।
8. होम असाइनमेंट
वर्कशीट 1 से 5 तक पूर्ण करके लेकर आएंगे।

Maths

Instructions:

- ★ *Complete the work neatly in holiday homework notebook.*
 - ★ *Do one page daily.*
 - ★ *Revise tables 2 to 20 regularly.*
 - ★ *Make the project work creative and colorful.*
1. *Write and learn tables from 2 to 20.*
 2. *Do 10 addition sums and 10 subtraction sums in notebook.*
 3. *Do 10 multiplication and 10 division sums.*
 4. *Write number names 1 to 1000.*
 5. *Practice ascending and descending order (10 questions).*
 6. *Solve 5 word problems of addition and subtraction.*
 7. *Draw and color basic shapes (circle, square, rectangle, triangle).*
 8. *Make a chart of fractions using paper cuttings.*
 9. *Measure 5 objects at home using a ruler and write their lengths.*

Learn and practice money sums (shopping bills).

Find examples of symmetry around you and paste pictures.

*10. Solve page number form 57 to 69 in your **Homework Assignment Book**.*

Daily Practice

11. Do one page of maths every day

Science

1 Complete the Home Assignment book from page no. 89 to 95 and 98 to 108.

2 Project work-

Create a scrapbook by pasting pictures of different plant habitats like deserts, mountains, plains and marches. Include pictures of plants from each habitat and write a few sentence about how they adopt to their environment.

3 Prepare a food storage chart of your daily diet with examples of roots , stems, leaves, seeds and fruits.(observe for 1 week)

4 Create a model of the butterfly's life cycle in a creative way.

5 Complete the notebook up to chapter 3 and learn the answers and exercises.

Social Science

PROJECT 1- “

Our Earth - Continents and Oceans” 3D Project

□ Materials Needed: Chart paper Thermocol ball Blue and green paint

Clay or colored paper Glue Toothpicks + small labels

☞□ How to Make: Paint the ball blue (for water). Make continents using green

*clay/paper and stick them: Label . Continents using —green clay Oceans using—
Blue thermocol balls □ Add small flags on continents Use glitter for oceans □*

PROJECT 2- “Famous Monuments of India” Model / Chart You can create a

model or chart of famous monuments like:

- 1. Taj Mahal*
- 2. Red Fort*
- 3. Qutub Minar*
- 4. Hawa Mahal*

How to Make -Chart- Draw or paste pictures of monuments

Write 2-3 lines about each

What to Write: For each monument: Name, Place, Who built it (simple line), Why it is famous

Example: Taj Mahal is in Agra. It was built by Shah Jahan. It is famous for its beauty.

PROJECT -3

: The Western Desert of India Make a scrapbook Your name, class, section, subject

Draw sand dunes or a camel

- 1. Introduction*
- 2. Climate*
- 3. Land Features*
- 4. Plants & Animals*
- 5. People & Lifestyle*
- 6. Culture*
- 7. Conclusion*

□ Extra Tips

Use drawings or pictures

Keep handwriting neat

Add colors to make it attractive

NOTE (Choose any one topic)

Home assignment (worksheet -1 to 10)

Computer

Chapter :- 1 computer memory and storage devices

Chapter :- 2 Windows 10

NOTE :- ALL STUDENT HAVE TO COMPLETE THEIR FAIR COPY, TEXT BOOK WORK AND HOME ASSESSMENT BOOK WORK.

Q1 Write and learn all question and answers of both chapters.

Q2 Draw all types of storage devices with their names.

Q3 Write the full form of these :-

1. RAM
2. ROM
3. CPU
4. CD
5. DVD
6. USB DRIVE

Q4 Make a drawing of windows 10 desktop in a sheet. (That's on page no 11)

Q5 List any four windows apps that you find in your computer.

Q6 Write the steps to open windows games and make a drawing of windows games.(That's on page no. 17)

Q7 Full your Home assignment book work from worksheet 1 to worksheet 6.
