



PRAGYAN


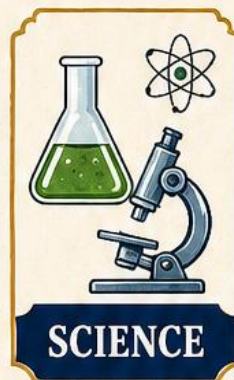
SENIOR SECONDARY SCHOOL

HOLIDAY HOMEWORK


NAME : _____ CLASS : 3RD

ROLL NO. : _____ SESSION : 20__ - 20__

SUBJECTS



*Learn, Explore, Create
and Grow Every Day!*



English

Week 1

- Complete Home assignment book's worksheet- 1
- Do reading practice.
- Revise chapter - 1 The Clever Brothers.
- Write a diary entry on a topic where you have used your reasoning and logic to solve a mystery.
- Help your mother in house chores.

Week 2

- Complete Home assignment book's worksheet- 2A
- Do reading practice.

Revise Chapter- 2 :The weightlifting princess .

Watch an inspirational movie with English subtitles.

Week 3

- Complete Home assignment book's worksheet- 2B
- Do reading practice.
- Watch an inspirational movie with English subtitles.
- Revise poem -1 From a railway carriage .

Week 4

- Complete Home assignment book's worksheet- 3
- Do reading practice.
- Create a collage of your favourite sports and sportsperson and write 2;4 lines about it .
- Make a vibrant creative activity on noun and types of noun . You can use picture .

Instructions:

- Use a scrap book to complete the writing and project (activity) work in it.
- Parents are requested to help their child to develop reading skills.

Hindi

1. अपने आसपास के वातावरण से 10 संज्ञा शब्दों की सूची बनाएं।
2. 10 पक्षियों के चित्र उनके नाम के साथ चिपक कर उनके विषय में लिखिए।
3. अपने घर में पालतू जानवर बिल्ली, कुत्ता, गाय, तोता किसी एक के विषय में पांच वाक्य लिखें।
4. नानी/दादी द्वारा सुनाई गई कोई एक कहानी को अपने शब्दों में लिखिए।
5. नाक कान आंख से जुड़े दो-दो मुहावरे एवं उनका अर्थ लिखिए।
6. पाठ 1 से 3 शब्दार्थ प्रश्नों के उत्तर अभ्यास याद करके गृह कार्य की कॉपी में लिखिए।
7. पांच पांच अनुस्वार अनुनासिक वाले शब्दों की सूची बनाकर वाक्य में उनका प्रयोग कीजिए।
8. प्रतिदिन 5 से 10 शब्दों का सुलेख व श्रुतलेख करेंगे गृह कार्य की कॉपी में।
9. *Home assignment Book - 1 to 5 worksheet* पूर्ण करके लाएं।

Maths

Instructions:

- ★ Complete the work neatly in holiday homework notebook.
- ★ Do one page daily.
- ★ Revise tables 2 to 20 regularly.
- ★ Make the project work creative and colorful.

1. Number Practice

- ★ Write numbers 1 to 200 in words.
- ★ Make a chart of odd and even numbers (1-100).

2. Tables Practice

- ★ Learn and write tables from 2 to 15 (5 times each).

3. Addition & Subtraction

- ★ Solve 20 addition sums (3-digit).
- ★ Solve 20 subtraction sums with borrowing.

4. Multiplication Practice

- ★ Do 15 multiplication sums.
- ★ Make repeated addition models using pictures.

5. Shapes Activity

- ★ Draw and color these shapes: Circle, Square, Rectangle, Triangle.
- ★ Find 5 objects from home of each shape and write their names.

6. Money Activity

- ★ Paste or draw Indian coins/notes.

7. Measurement Activity

- ★ Measure 5 things at home using a scale and write their lengths.

8. Time Practice

- ★ Draw a clock and show:

I. 7:00 II. 3:30 III. 9:15 IV. 6:45

9. Solve the page from 57 to 74 in your Home Assignment.

10. Daily Practice:

Spend 15 minutes daily doing mental maths.

Science

1 Complete the Home Assignment book from page no. 113 to 132, 138 to 141.

2 Roll no. 1 to 17 will prepare this poster »

Prepare the poster on the Topic “ Fire Safety in Schools “. (Hint: Take the help from page no. 63 of your book) It should be in a creative way.

Roll no. 18 to 34 will prepare this poster»

Prepare the poster of Traffic signs in a creative manner.(Hint : Take the help from page no. 62)

3 Make a file to show the nutritional value of food products which is written on food items. (collect the wrapper of any 10 food items)

Hint : From page no. 42

4 Choose any major rivers in India Ganga, Yamuna Brahmaputra etc . Note down details like river length, cities it flows through and their importance.

5 Complete the notebook upto chapter 4 , learn the answers and exercises.

SST

PROJECT-1- "The Solar System"

□ What to include: Sun in the center Draw 8 planets:

□ How to make: Use black chart paper Draw or paste planets in order

Use colors (blue, red, yellow, etc.) Add labels for each planet

Decorate with stars □

▣ □ Write 4-5 lines: The Sun is at the center Planets move around the Sun

Earth is our home planet

PROJECT 2: Incredible India - Famous Places"

Examples:Taj Mahal - symbol of love

Red Fort - historical fort

Hawa Mahal - palace of winds

Qutub Minar - tall tower

□ How to makeTake a chart or scrapbookWrite the title: Incredible India - Famous PlacesPaste pictures of monumentsWrite 1-2 lines below each picture

Decorate with tricolor □□ theme

PROJECT -3

"Landforms of India"

Divide the chart into 5 sections In each section: Draw a simple picture (mountain, desert, etc.)Write 1-2 lines Use colors: Brown for mountains

Yellow for desertGreen for plains Blue for water Decorate the border with tricolor (orange, white, green)

NOTE-(Choose any one topic)

Home assignment -worksheet 1to12

Computer

Chapter :- 1 The computer system

Chapter :- 2 Introduction to windows 10

NOTE :- ALL STUDENT HAVE TO COMPLETE THEIR FAIR COPY, TEXT BOOK WORK AND HOME ASSESSMENT BOOK WORK.

Q1 Write and learn all question and answers of both chapters.

Q2 Draw all input device output device and write their names.

Q3 Make a drawing of a Windows 10 desktop with name of all components in a sheet.(That's on page no 23)

Q4 Rearrange the letters to Name the different parts of the taskbar.

- a. SRATT BNOTUT
- b. SARECH OXB
- c. STYSEM COLCK
- d. SOHW DKSTEPO
- e. QICUK LUNAHC INOCS

Q5 Name any two of each.

- a. Parts of the desktop
- b. Icons on the desktop
- c. Apps in the start button
- d. Icons in the notification area

Q6 Fill your home assignment book from worksheet 1A to 7A.

Note:- Those students who didn't completed their home assignment book work in classroom they have to complete it also.